



THE UNIVERSITY OF
MELBOURNE

Department of Economics

Working Paper Series

Aggregative Oligopoly Games with Entry

**Simon P. Anderson, Nisvan Erkal and
Daniel Piccinin**

July 2013

Research Paper Number 1175

ISSN: 0819 2642

ISBN: 978 0 7340 4525 6

Aggregative Oligopoly Games with Entry¹

Simon P. Anderson², Nisvan Erkal³ and Daniel Piccinin⁴

First version: November 2009

This version: May 2013

¹We thank Maxim Engers, Daniel Halbheer, Joe Harrington, Simon Loertscher, Claudio Mezzetti, Volker Nocke, Frank Stähler, Jidong Zhou, and especially Richard Cornes for comments and discussion. We also thank seminar participants at the Federal Trade Commission, Johns Hopkins University, University of Mannheim, National University of Singapore, and conference participants at Université Catholique de Louvain (Conference in Honor of Jacques Thisse), EARIE (2010), Australasian Economic Theory Workshop (2011), North American Winter Meeting of the Econometric Society (2013) for their comments. Imogen Halstead, Charles Murry, and Yiyi Zhou have provided excellent research assistance. The first author thanks National Science Foundation (0752923) for financial support and the Department of Economics at the University of Melbourne for its hospitality. The second author gratefully acknowledges funding from the Australian Research Council (DP0987070).

²Department of Economics, University of Virginia P.O. Box 400182, Charlottesville, VA 22904-4182, USA. sa9w@virginia.edu.

³Department of Economics, University of Melbourne, VIC 3010, Australia. n.erkal@unimelb.edu.au.

⁴Brick Court Chambers, 7-8 Essex Street, London, WC2R 3LD, United Kingdom. daniel.piccinin@brickcourt.co.uk.

Abstract

We use cumulative reaction functions to compare long-run market structures in aggregative oligopoly games. We first compile an IO toolkit for aggregative games. We show strong neutrality properties across market structures. The aggregator stays the same, despite changes in the number of firms and their actions. The IIA property of demands (CES and logit) implies that consumer surplus depends on the aggregator alone, and that the Bertrand pricing game is aggregative. We link together the following results: merging parties' profits fall but consumer surplus is unchanged, Stackelberg leadership raises welfare, monopolistic competition is the market structure with the highest surplus.

JEL Classifications: D43, L13

Keywords: Aggregative games; oligopoly theory; entry; strategic substitutes and complements; IIA property, mergers, leadership, contests, monopolistic competition, Logit/CES, Cournot, R&D.

1 Introduction

Many non-cooperative games in economics are aggregative games, where the players' payoff depends on their own action and an aggregate of all players' actions. Examples abound in industrial organization (oligopoly theory, R&D races), public economics (public goods provision games, tragedy of the commons), and political economy (political contests, conflict models), to name a few.¹ In this paper, we consider aggregative oligopoly games with endogenous entry, and compare alternative long-run market structures. Our analysis reveals the key drivers for many existing results in the literature.

We compare alternative market structures, such as different objective functions (due to a merger or privatization), different timing of moves (due to leadership), or technological differences. We develop a simple general framework to analyze how the aggregator, producer surplus, and consumer surplus differ across market structures in a free entry equilibrium. Our analysis deploys the cumulative best reply concept introduced by Selten (1970), for which we derive the corresponding maximal profit function as a key tool to characterize the equilibrium.

We show strong neutrality properties across market structures. The aggregator stays the same in the long run. This is despite the fact that the affected firms' equilibrium actions and payoffs, and the number of active firms change, while the unaffected firms' equilibrium actions and payoffs remain unchanged. Thus, free entry completely undoes short-run effects on the aggregator.² This neutrality result extends to consumer surplus whenever consumer surplus depends on the aggregator only. We

¹In oligopoly theory, a prominent example is Cournot oligopoly. Other commonly used models of logit, CES, and linear differentiated demand all fit in the class. Alos-Ferrer and Ania (2005) use aggregative games to provide an evolutionary foundation for the perfect competition paradigm. See Cornes and Hartley (2005 and 2007) for examples in contests and public good games.

²See Corchon (1994) and Acemoglu and Jensen (forthcoming) for comparative statics results for aggregative games in the short run.

show that in Bertrand differentiated products models, consumer surplus is solely a function of the aggregator if and only if demands satisfy the IIA property. Then, the welfare difference is measured simply as the change in payoffs to the directly affected firm(s). Thus, all market structure differences which are privately beneficial are also socially beneficial, calling for a passive policy approach.

These neutrality results show the strong positive and normative implications of using an aggregative game structure, such as oligopoly with CES or logit demand, or Tullock contest game. This is important because these games are widely used in disparate fields. Outside of industrial organization, the CES model is central in theories of international trade (e.g., Helpman and Krugman, 1987; Melitz, 2003), endogenous growth (e.g., Grossman and Helpman, 1993), and new economic geography (e.g., Fujita, Krugman, and Venables, 2001; Fujita and Thisse, 2002). The logit model forms the basis of the structural revolution in empirical industrial organization. The Tullock contest game has been used in a number of fields, including the economics of advertising, innovation, conflict resolution, lobbying, and electoral competition.

The reason why these models are so popular is uncovered through recognizing them as aggregate games. The oligopoly problem in broad is complex: each firm's actions depend on the actions of all other firms. An aggregative game reduces the degree of complexity drastically to a simple problem in two dimensions. Each firm's action depends only on one variable, the aggregator, yielding a clean characterization of equilibria with asymmetric firms in oligopoly.

Our framework reveals the underpinning to several results in the literature. We consider mergers, leadership, monopolistic competition, privatization, cost shocks, rent-seeking and research joint ventures. Exploiting the aggregative game structure directly yields more general and further results. Importantly, we link together the following results: merging parties' profits fall but consumer surplus is unchanged in the long run even though the merged parties' prices rise and more varieties enter;

Stackelberg leadership raises welfare; monopolistic competition is the market structure with the highest surplus; and R&D cooperation by some firms has no impact on the long-run aggregate rate of innovation even though cooperation encourages more firms to enter the race.

Two crucial assumptions behind our neutrality results are that there are no income effects and that the marginal entrant type is the same across the market structures we compare. Both of these assumptions are commonly made in the literature. We show that if they are violated, we no longer get the stark predictions of the main model. With heterogeneous firms, a beneficial cost shock experienced by a firm causes the aggregator to increase. With income effects, a change that positively affects total profits causes the aggregator to go up. Moreover, we show that when profits are redistributed to consumers, their welfare rises if and only if the change increases total profits.

2 Preliminaries: The IO Aggregative Game Toolkit

We consider two-stage games where firms simultaneously make entry decisions in the first stage. Entry involves a sunk cost K_i for firm i . In the second stage, after observing which firms have entered, active firms simultaneously choose their actions.

2.1 Payoffs

Consider the second (post-entry) stage of the game. Let \mathcal{S} be the set of active entrants. We consider aggregative oligopoly games, whereby each firm's payoffs depend only on its own action (or strategic variable), $a_i \geq 0$, and the sum of the actions of all firms, the aggregator, $A = \sum_{i \in \mathcal{S}} a_i$. We write the (post-entry or gross) profit function as $\pi_i(A, a_i)$, and normalize $\pi_i(A, 0) = 0$.

For (homogeneous product) Cournot games, $\pi_i = p(Q) q_i - C_i(q_i)$. The individual action is own output, $q_i = a_i$, and the aggregator is the sum of all firms' outputs, $Q = A$. Consumer surplus depends only on the price, $p(Q)$, so the aggregator is a sufficient statistic for tracking what happens to consumer welfare. In what follows, we shall refer to the case with log-concave (homogeneous products) demand, $p(Q)$, and constant marginal cost, $C_i(q_i) = c_i q_i$, as the Cournot model.

A more subtle example is Bertrand oligopoly with CES demands. The representative consumer's direct utility function in quasi-linear form is $U = \frac{1}{\rho} \ln \left(\sum_{i \in \mathcal{S}} x_i^\rho \right) + X_0$, where X_0 denotes numeraire consumption and x_i is consumption of differentiated variant i . Hence, $\pi_i = (p_i - c_i) \frac{p_i^{-\lambda-1}}{\sum_j p_j^{-\lambda}}$ with $\lambda = \frac{\rho}{1-\rho}$. The denominator - the "price index" - is the aggregator. It can be written as the sum of individual firm's choices by defining $a_j = p_j^{-\lambda}$ so that we can think of firms as choosing the values a_j , which vary inversely with prices p_j , without changing the game. Then we write $\pi_i = \left(a_i^{-1/\lambda} - c_i \right) \frac{a_i^{(\lambda+1)/\lambda}}{A}$. Strategic complementarity of prices implies strategic complementarity of the a 's.

Similarly, for Bertrand oligopoly with logit demands, $\pi_i = (p_i - c_i) \frac{\exp[(s_i - p_i)/\mu]}{\sum_{j=0}^n \exp[(s_j - p_j)/\mu]}$, where the s_j are "quality" parameters, the p_j are prices, and $\mu > 0$ represents the degree of preference heterogeneity. The "outside" option has price 0. Again, the denominator is the aggregator and we can think of firms as choosing $a_j = \exp[(s_j - p_j)/\mu]$. Then we write $\pi_i = (s_i - \mu \ln a_i - c_i) \frac{a_i}{A}$.

Let $A_{-i} = A - a_i$ be the aggregate choices of all firms in \mathcal{S} other than i . Then we can write i 's profit function as $\pi_i(A_{-i} + a_i, a_i)$. Assume that each firm's strategy set is compact and convex.³ Let $r_i(A_{-i}) = \arg \max_{a_i} \pi_i(A_{-i} + a_i, a_i)$ denote the standard best reply (or reaction) function.

Assumption A1 (Competitiveness) $\pi_i(A_{-i} + a_i, a_i)$ strictly decreases in A_{-i} for

³We can bound actions by ruling out outcomes with negative payoffs. In the Cournot model, we rule out outputs where price must be below marginal cost by setting the maximum value of q_i as the solution to $p(q_i) = c_i$.

$a_i > 0$.

This competitiveness assumption means that firms are hurt when rivals choose larger actions. It also means that $\pi_i(A, a_i)$ is decreasing in A (for given a_i). The aggregators we use for Bertrand games vary inversely with price, so competitiveness applies there too.

A1 implies that firms impose negative externalities upon each other. Hence, it rules out games with positive externalities, such as the public goods contribution game (see, e.g., Cornes and Hartley, 2007). However, in such games, it is often not relevant to have a free-entry condition closing the model.

Assumption A2 (Payoffs)

- a) $\pi_i(A_{-i} + a_i, a_i)$ is twice differentiable, and strictly quasi-concave in a_i , with a strictly negative second derivative with respect to a_i at any interior maximum.
- b) $\pi_i(A, a_i)$ is twice differentiable, and strictly quasi-concave in a_i , with a strictly negative second derivative with respect to a_i at any interior maximum.

A2a takes as given the actions of all other players while A2b takes as given the aggregator.⁴ A2a implies a continuous best response function $r_i(A_{-i})$ which is differentiable and solves

$$\frac{d\pi_i(A_{-i} + a_i, a_i)}{da_i} = \pi_{i,1}(A_{-i} + a_i, a_i) + \pi_{i,2}(A_{-i} + a_i, a_i) = 0, \quad i \in \mathcal{S}, \quad (1)$$

for interior solutions, where $\pi_{i,j}(\cdot)$, $j = 1, 2$, refers to the partial derivative with respect to the j th argument.

Actions are strategic substitutes when $\frac{d^2\pi_i}{da_i dA_{-i}} < 0$. Then, $r_i(A_{-i})$ is a strictly decreasing function for $A_{-i} < \bar{A}_{-i}$, where \bar{A}_{-i} is defined as the smallest value of

⁴To see that there is a difference between A2a and A2b, consider Cournot competition with $\pi_i = p(Q)q_i - C(q_i)$, and consider the stronger assumption of profit concavity in q_i . A2a implies that $p''(Q)q_i + 2p'(Q) - C''(q_i) \leq 0$, while A2b implies simply that $C''(q_i) \geq 0$. Neither condition implies the other.

A_{-i} such that $r_i(\bar{A}_{-i}) = 0$, and is equal to zero otherwise. Conversely, actions are strategic complements when $\frac{d^2\pi_i}{da_i dA_{-i}} > 0$. Then, $r_i(A_{-i})$ is strictly increasing because marginal profits rise with rivals' strategic choices.

The next assumption is readily verified in the Cournot, CES and logit models.⁵

Assumption A3 (Reaction function slope) $\frac{d^2\pi_i}{da_i^2} < \frac{d^2\pi_i}{da_i dA_{-i}}$.

The next result shows that A3 implies that there will be no over-reaction: if all other players collectively increase their actions, the reaction of i should not cause the aggregator to fall (see also McManus, 1962, p. 16 and Vives, 1999, p. 42).

Lemma 1 Under A3, $r'_i(A_{-i}) > -1$ and $A_{-i} + r_i(A_{-i})$ is strictly increasing in A_{-i} .

Proof. Using (1), $r'_i(A_{-i}) = \frac{-d^2\pi_i}{da_i dA_{-i}} / \frac{d^2\pi_i}{da_i^2}$. Because the denominator on the RHS is negative by the second-order condition (see A2a), A3 implies that $r'_i(A_{-i}) > -1$. Then $A_{-i} + r_i(A_{-i})$ strictly increases in A_{-i} . ■

Given the monotonicity established in Lemma 1, we can invert the relation $A = A_{-i} + r_i(A_{-i})$ to write $A_{-i} = f_i(A)$. We can therefore write pertinent relations as functions of A instead of A_{-i} . The construction of A from A_{-i} is illustrated in Figure 1 for strategic substitutes. A hat over a variable denotes a specific value. Figure 1 shows how knowing $\hat{a}_i = r_i(\hat{A}_{-i})$ determines \hat{A} , which is the value of the aggregator consistent with firm i choosing \hat{a}_i . $A_{-i} = f_i(A)$ is then given by flipping the axes (inverting the relation).

2.2 Cumulative best reply (cbr) function

Selten (1970) first introduced the cbr as an alternative way to formulate the solution to the firm's problem. The cbr is the optimal action of firm i consistent with a given

⁵The Cournot model gives first derivative $p'(Q)q_i + p(Q) - C'_i(q_i)$. A3 implies $p''(Q)q_i + 2p'(Q) - C''_i(q_i) < p''(Q)q_i + p'(Q)$ or $p'(Q) < C''_i(q_i)$, which readily holds for $C''_i(q_i) \geq 0$.

value of the aggregator, A .⁶ It is natural to describe the maximization of $\pi_i(A, a_i)$ by writing the action choice as a function of the aggregator. Since Cournot (1838), however, economists have become accustomed to writing the action as a function of the sum of all others' actions. Our intuitions are based on that approach, so the alternative takes some getting used to. Nonetheless, we show that key properties such as strategic substitutability/complementarity are preserved under a mild assumption, so the alternative construction is not too dissimilar. Its advantages are seen in the simple and clean characterizations it affords.

Let $\tilde{r}_i(A)$ stand for this cbr, i.e., the portion of A optimally produced by firm i (hence, $A - A_{-i} = r_i(A_{-i}) = \tilde{r}_i(A)$).⁷ A differentiable $r_i(A_{-i})$ gives us a differentiable $\tilde{r}_i(A)$ function by construction.

Geometrically, $\tilde{r}_i(A)$ can be constructed as follows. For strategic substitutes, $a_i = r_i(A_{-i})$ decreases with A_{-i} , with slope above -1 (Lemma 1). At any point on the reaction function, draw down an isoquant (slope -1) to reach the A_{-i} axis, which it attains before the reaction function reaches the axis. The x -intercept is the A corresponding to A_{-i} augmented by i 's contribution. This gives $a_i = \tilde{r}_i(A)$. Clearly, A and a_i are negatively related. This construction is shown in Figure 2, where starting with $r_i(\hat{A}_{-i})$ determines \hat{A} and hence $\tilde{r}_i(\hat{A})$.

Lemma 2 *If A3 holds, the cbr slope is $\frac{d\tilde{r}_i}{dA} = \frac{r'_i}{1+r'_i} < 1$. For strict strategic substitutes $\tilde{r}_i(A)$ is strictly decreasing for $A < \bar{A}_{-i}$. For strict strategic complements, $\tilde{r}_i(A)$ is strictly increasing.*

Proof. By definition, $\tilde{r}_i(A) = r_i(f_i(A))$. Differentiating yields $\frac{d\tilde{r}_i(A)}{dA} = \frac{dr_i(A_{-i})}{dA_{-i}} \frac{df_i(A)}{dA}$.

⁶Cornes and Hartley (2009) call it the replacement function: it is the action that a firm would replace in the aggregator were its own action subtracted to yield the cumulative actions of all others. McManus (1962 and 1964) graphs the aggregator as a function of the sum of the actions of all other players for the Cournot model, from which one can recover the cbr although he does not directly graph the cbr.

⁷Hence, in Figure 1, $\hat{a}_i = r_i(\hat{A}_{-i}) = \tilde{r}_i(\hat{A})$.

Because $A_{-i} = f_i(A)$ from the relation $A = A_{-i} + r_i(A_{-i})$, applying the implicit function theorem gives us $\frac{\partial f_i}{\partial A} = \frac{1}{1+r'_i}$ and hence $\frac{d\tilde{r}_i}{dA} = \frac{r'_i}{1+r'_i}$. For strategic substitutes, because $-1 < r'_i < 0$ by Lemma 1, $\tilde{r}'_i < 0$. For strategic complements, $0 < \tilde{r}'_i < 1$. ■

Hence, strategic substitutability or complementarity is preserved in the cbr. Note that $\tilde{r}'_i \rightarrow 0$ as $r'_i \rightarrow 0$ and $\tilde{r}'_i \rightarrow -\infty$ as $r'_i \rightarrow -1$.

The cbr was constructed by Selten (1970) to establish the existence of an equilibrium. An equilibrium exists if and only if $\sum_{i \in \mathcal{S}} \tilde{r}_i(A)$ has a fixed point. Because $\tilde{r}_i(A)$ is continuous, so too is the sum. Because the individual strategy spaces are compact intervals, then A must lie in a compact interval (its bounds are simply the sum of the individual bounds) and $\sum_{i \in \mathcal{S}} \tilde{r}_i(A)$ maps to the same compact interval. Therefore, there is a fixed point by the intermediate value theorem. To guarantee uniqueness, it suffices that at any fixed point

$$\sum_{i \in \mathcal{S}} \tilde{r}'_i(A) < 1. \quad (2)$$

We refer to this as the "sum-slope condition." It holds for strategic substitutes since Lemma 2 implies that $\sum_{i \in \mathcal{S}} \tilde{r}_i(A)$ is decreasing (see Vives, 1999, p. 43). For strategic complements, the condition may be violated, so papers on super-modular games (e.g., Milgrom and Shannon, 1994) often consider extremal equilibria, at which it holds.

We next present three results which will play a critical role in the development of our core results in Section 4 and their applications in Section 6. Define $\pi_i^*(A)$ as the value of i 's profit given that firm i is maximizing its profit given the actions of the others and doing so results in A as the total.

Lemma 3 *Under A1-A3, $\pi_i^*(A)$ is strictly decreasing for $A < \bar{A}_{-i}$ and is zero otherwise.*

Proof. First write $\pi_i^*(A) = \pi_i(A, \tilde{r}(A))$. Hence, $\frac{d\pi_i^*(A)}{dA} = \frac{d\pi_i(A, \tilde{r}(A))}{dA} = \pi_{i,1} + \pi_{i,2} \frac{\partial \tilde{r}_i(A)}{\partial A} = \pi_{i,1} \left(1 - \frac{\partial \tilde{r}_i(A)}{\partial A}\right)$, where the last equality follows from (1). This is negative by A1 and Lemma 2. ■

The next result establishes the conditions under which the cbr shifts up and will be used when we consider cost shocks (such as taxes and subsidies). For this, we introduce a shift variable explicitly into the profit function, $\pi_i(A, a_i; \theta_i)$. We say a difference that raises $\tilde{r}_i(A)$ renders firm i *more aggressive*.

Lemma 4 (*Aggression*) $\frac{d\tilde{r}_i(A; \theta_i)}{d\theta_i} > 0$ if and only if $\frac{d^2\pi_i(A, a_i; \theta_i)}{d\theta_i da_i} > 0$.

Proof. Applying the implicit function theorem to the reaction function shows that $\partial r_i / \partial \theta_i > 0$ if and only if $\frac{\partial^2 \pi_i(A, a_i; \theta_i)}{\partial \theta_i \partial a_i} > 0$. Now, by definition, $\tilde{r}_i(A; \theta_i) = r_i(f_i(A, \theta_i); \theta_i)$, where we recall that $f_i(\cdot)$ denotes the A_{-i} locally defined by the relation $A - A_{-i} - r_i(A_{-i}; \theta_i) = 0$. Hence, $\frac{d\tilde{r}_i(A; \theta_i)}{d\theta_i} = \frac{\partial r_i(A_{-i}; \theta_i)}{\partial A_{-i}} \frac{df_i(A)}{d\theta_i} + \frac{\partial r_i(A_{-i}; \theta_i)}{\partial \theta_i}$. Using the implicit function theorem again, we get $\frac{df_i(A)}{d\theta_i} = \frac{-\partial r_i / \partial \theta_i}{1 + \partial r_i / \partial A_{-i}}$. Hence,

$$\frac{d\tilde{r}_i(A; \theta_i)}{d\theta_i} = \frac{\partial r_i / \partial \theta_i}{1 + \partial r_i / \partial A_{-i}}, \quad (3)$$

which is positive since the denominator is positive by Lemma 1. ■

The final result will tie together the leadership and monopolistic competition analysis (set out in Sections 6.1 and 6.2) in terms of both equilibrium actions and profitability. In the former case, the leader rationally anticipates A while firms take it as given under the latter. Let $\hat{r}_i(A)$ stand for the value of a_i that maximizes $\pi_i(A, a_i)$ for any given A .

Lemma 5 *Under A1 and A2b, $\hat{r}_i(A) > \tilde{r}_i(A)$. Furthermore, $\pi_i(A, \hat{r}_i(A))$ is the greatest possible profit i can earn for given A .*

Proof. $\tilde{r}_i(A)$ is defined by $\pi_{i,1}(A, \tilde{r}_i(A)) + \pi_{i,2}(A, \tilde{r}_i(A)) = 0$. The first term is always negative (implied by A1), so the second term must be positive at $a_i = \tilde{r}_i(A)$. Then, for given A , $\pi_i(A, a_i)$ is increasing in a_i at $a_i = \tilde{r}_i(A)$, and attains its highest value at $a_i = \hat{r}_i(A)$. Hence, by A2b, the value of a_i that maximizes $\pi_i(A, a_i)$ for given A is larger than $\tilde{r}_i(A)$. ■

3 Free Entry Equilibrium (FEE)

Let $A_{\mathcal{S}}$ be the equilibrium value of the aggregator with the set \mathcal{S} of active firms. $A_{\mathcal{S}}$ is unique by Lemma 3.

Definition 1 *At a Free Entry Equilibrium (FEE) with a set of active firms \mathcal{S} :*

$$\pi_i^*(A_{\mathcal{S}}) \geq K_i \quad \text{for all } i \in \mathcal{S} \quad \text{and} \quad \pi_i^*(A_{\{\mathcal{S}+i\}}) < K_i \quad \text{for all } i \notin \mathcal{S}.$$

The first condition means that the firms which are in the market do not prefer to exit, while the second condition means the converse. Generally, an equilibrium set of firms will not be unique.

We compare equilibria across different market structures, broadly interpreted as different market institutions (e.g., a firm is nationalized), technological conditions (e.g., different cost functions), etc. A set \mathcal{E} of symmetric firms is endowed with the same profit function, $\pi_{\mathcal{E}}(A, a_i)$, and entry cost, $K_{\mathcal{E}}$. We refer to them as marginal entrants. The set $\mathcal{E}_{\mathcal{A}} = \mathcal{E} \cap \mathcal{S} \neq \emptyset$ denotes the active marginal entrants (those which have sunk the entry cost). The set of other firms in \mathcal{S} is \mathcal{I} . They are in \mathcal{S} in both market structures, so we call them insiders. The structural difference affects a set $\mathcal{I}_{\mathcal{C}} \subseteq \mathcal{I}$. We call such firms changed insiders. For example, in the privatization described in Anderson, de Palma, and Thisse (1997), $\mathcal{I}_{\mathcal{C}}$ is a singleton firm which is public in one scenario and private in the other. The set of firms in \mathcal{I} which are not directly changed is denoted by $\mathcal{I}_{\mathcal{U}}$ (which may be empty), and we refer to such firms as unchanged or unaffected insiders.⁸

Much analysis on free entry equilibrium assumes that entry occurs until the marginal entrant firm makes zero profit. To illuminate the role of the zero profit condition in the equilibrium configuration, we introduce the following definition.

⁸As we will see in the applications in Section 6, this environment applies quite generally. It is straightforward (though cumbersome) to allow some of the changed firms in $\mathcal{I}_{\mathcal{C}}$ to be inactive under one equilibrium market structure, so we leave this for the reader to embellish.

Definition 2 *At a Zero Profit Symmetric Entrants Equilibrium (ZPSEE) with a set of active firms, \mathcal{S} :*

$$\pi_i^*(A_{\mathcal{S}}) \geq K_i \quad \text{for all } i \in \mathcal{I} \subset \mathcal{S} \quad \text{and} \quad \pi_{\mathcal{E}}^*(A_{\mathcal{S}}) = K_{\mathcal{E}} \quad \text{for all } i \in \mathcal{E}_{\mathcal{A}},$$

where $\mathcal{S} = \mathcal{I} \cup \mathcal{E}_{\mathcal{A}}$, and $\mathcal{E}_{\mathcal{A}}$ is non-empty.

The ZPSEE is used in many papers, but it does not account for integer constraints. We account for integers using a bounds approach in the online Appendix.

4 Core propositions

We now present our core results. Suppose that there are two different market structures (with the firms $i \in \mathcal{I}_{\mathcal{C}}$ being altered). Let \mathcal{S}' and \mathcal{S}'' , both of which contain \mathcal{I} , stand for the ZPSEE set of firms in the two market structures. We wish to compare the positive and normative characteristics of these equilibria. Let $A' = A_{\mathcal{S}'}$ and $A'' = A_{\mathcal{S}''}$ be the equilibrium values of the aggregator at the two different equilibrium sets of active firms, and likewise let a'_i and a''_i be the actions of individual active firms.

4.1 Aggregator

Proposition 1 (*Aggregator*) *Suppose that some change to the firms $i \in \mathcal{I}_{\mathcal{C}}$ shifts the ZPSEE set of firms from \mathcal{S}' to \mathcal{S}'' , both of which contain $\mathcal{I} = \mathcal{I}_{\mathcal{C}} \cup \mathcal{I}_{\mathcal{U}}$ and at least one firm from \mathcal{E} . Then $A' = A''$.*

Proof. By Lemma 3, $\pi_{\mathcal{E}}^*(A)$ is strictly decreasing in A for $A < \bar{A}_{-i}$, and $\pi_{\mathcal{E}}^*(\bar{A}_{-i}) = 0$, which implies that there is a unique solution, $A < \bar{A}_{-i}$, for the aggregator at any ZPSEE. In order for there to be at least one active marginal entrant but not all, it must be true that $\pi_{\mathcal{E}}^*(A_{\mathcal{I}}) > K_{\mathcal{E}} > \pi_{\mathcal{E}}^*(A_{\mathcal{I} \cup \mathcal{E}})$, where $A_{\mathcal{I}}$ is the value of the aggregator with all firms in \mathcal{I} active and $A_{\mathcal{I} \cup \mathcal{E}}$ is the value with all firms in \mathcal{I} and \mathcal{E} active. Hence, we must have $A' = A'' = \pi_{\mathcal{E}}^{*-1}(K_{\mathcal{E}})$. ■

Proposition 1, while simple, is a powerful result that provides a strong benchmark. The composition of A' and A'' may be quite different due to the differences between the infra-marginal firms. There can be more or fewer firms present in the market. The result applies irrespective of whether firms' actions are strategic substitutes or complements. In contrast, in short-run models (without entry), strategic substitutability or complementarity determines equilibrium predictions (which can differ dramatically).

4.2 Individual actions

A difference in market structure that raises $\sum_{i \in \mathcal{I}_c} \tilde{r}_i(A)$ will be said to render changed insider firms *more aggressive in aggregate*. Surprisingly, although this affects the number of active marginal entrants (because there is less "room" for them), the equilibrium action of each active firm from \mathcal{E} does not change.

Proposition 2 (*Individual actions*) *Suppose that some change to firms $i \in \mathcal{I}_c$ shifts the ZPSEE set of firms from \mathcal{S}' to \mathcal{S}'' , both of which contain $\mathcal{I} = \mathcal{I}_c \cup \mathcal{I}_u$ and at least one firm from \mathcal{E} . Then $a'_i = a''_i$ for all $i \in \mathcal{E}_A$, and $a'_i = a''_i$ for all unaffected firms $i \in \mathcal{I}_u$. Any change making the affected firms more (less) aggressive in aggregate will decrease (increase) the number of firms in \mathcal{E}_A .*

Proof. Since $A' = A''$ by Proposition 1 and the cbr $\tilde{r}_i(A)$ is the same for all $i \in \mathcal{E}_A$, we have $\tilde{r}_i(A'') = \tilde{r}_i(A')$. Similarly, for each unaffected firm $i \in \mathcal{I}_u$ (that is, insider firms whose profit functions remain unchanged), we have $\tilde{r}_i(A'') = \tilde{r}_i(A')$. Finally, because $A' = A''$, if insiders become more aggressive, then there must be fewer firms from \mathcal{E} because $a'_i = a''_i$ for all $i \in \mathcal{E}_A$. ■

4.3 Total welfare

We first consider how producer surplus and consumer surplus differ across equilibria.

Proposition 3 (*Producer Surplus*) *Suppose that some change to the firms $i \in \mathcal{I}_C$ shifts the ZPSEE set of firms from \mathcal{S}' to \mathcal{S}'' , both of which contain $\mathcal{I} = \mathcal{I}_C \cup \mathcal{I}_U$ and at least one firm from \mathcal{E} . Then, all other firms' ($i \notin \mathcal{I}_C$) rents remain unchanged at a ZPSEE, so the change in producer surplus equals the change in rents to the changed insiders.*

Proof. This follows directly from Propositions 1 and 2. The aggregator remains the same, the best replies remain the same, and, since the profit functions of the unaffected firms are the same, their rents remain the same. Hence, the total change to producer surplus is measured as the change in the affected firms' rents. ■

In the oligopoly context, consumers are affected by differences in market structures. Their welfare is an important or even decisive (under a consumer welfare standard) criterion for evaluating the desirability of different market structures.⁹ An increase in the aggregator is a sufficient statistic for consumer welfare to rise whenever consumer welfare depends just on the aggregator.

Proposition 4 (*Consumer Surplus*) *Suppose that consumer surplus depends solely on A . Suppose that there is some change to the firms $i \in \mathcal{I}_C$, which shifts the ZPSEE set of firms from \mathcal{S}' to \mathcal{S}'' , both of which contain $\mathcal{I} = \mathcal{I}_C \cup \mathcal{I}_U$ and at least one firm from \mathcal{E} . Then consumer surplus remains unchanged.*

Proof. By Proposition 1, $A' = A'' = \pi_{\mathcal{E}}^{*-1}(K)$ at any ZPSEE. The result follows. ■

For Cournot competition with homogeneous goods, the aggregator A is total output, Q , and consumer welfare depends directly on the aggregator via the market price, $p(Q)$. There are a number of other important cases when consumer surplus depends

⁹Following standard practice, consumer surplus does not include the transfer of profits back to the consumer. Of course, consumers are better off once they receive profit revenue (which they spend on the numeraire when preferences are quasi-linear). Our discussion follows the standard division of rents to a consumer side and a producer side. We return to this issue in Section 7, where we consider income effects, and we specifically evaluate the benefits to consumers from receiving profits.

solely on the value of the aggregator (and not its composition). These are discussed in Section 5 below. Although Proposition 4 follows immediately from Proposition 1, it is not at all obvious a priori that a change would have no impact on long-run consumer surplus. This point will become clearer in the applications in Section 6.

The result does not hold if the composition of A matters to consumers. This may be so when there is an externality, like pollution, which varies across firms. Then a shift in output composition towards less polluting firms raises consumer welfare.

Proposition 5 (*Welfare*) *Suppose that some change to the firms $i \in \mathcal{I}_C$ shifts the ZPSEE set of firms from \mathcal{S}' to \mathcal{S}'' , both of which contain $\mathcal{I} = \mathcal{I}_C \cup \mathcal{I}_U$ and at least one firm from \mathcal{E} . Then the change in welfare is measured solely by the change in the rents of the changed insiders, $i \in \mathcal{I}_C$.*

Proof. This result follows immediately from Propositions 3 and 4. ■

As an example, consider an industry where some public firms are privatized. The results above imply that in the long run, consumers neither benefit nor suffer. Total welfare changes by the change in the profits of the privatized firms.¹⁰

5 Consumer welfare and Bertrand differentiated product games

The normative properties of Propositions 4 and 5 hold if consumer surplus depends solely on the value of the aggregator. Consider Bertrand (pricing) games with differentiated products, and suppose the profit function takes the form $\pi_i = (p_i - c_i) D_i(\vec{p})$ where \vec{p} is the vector of prices set by firms and $D_i(\vec{p})$ is firm i 's demand function. We are interested in the conditions under which $D_i(\vec{p})$ implies an aggregative game for which the consumer welfare depends only on the value of the aggregator.

¹⁰This generalizes Anderson et al. (1997) who consider the case of a single public firm.

So consider a quasi-linear consumer welfare (indirect utility) function $V(\vec{p}, Y) = \phi(\vec{p}) + Y$, where Y is income. Suppose first that we can write $\phi(\vec{p})$ as an increasing function of the sum of decreasing functions of p_i , so $\phi(\vec{p}) = \tilde{\phi}\left(\sum_i g_i(p_i)\right)$ where $\tilde{\phi}' > 0$ and $g_i'(p_i) < 0$. Then, by Roy's Identity, $D_i(\vec{p}) = -\tilde{\phi}'\left(\sum_i g_i(p_i)\right) g_i'(p_i) > 0$, which therefore depends only on the summation and the derivative of $g_i(\cdot)$. Assume further that $D_i(\vec{p})$ is decreasing in own price $\left(\frac{dD_i(\vec{p})}{dp_i} = -\tilde{\phi}''(\cdot) [g_i'(p_i)]^2 - \tilde{\phi}'(\cdot) g_i''(p_i) < 0\right)$.¹¹ Since $g_i(p_i)$ is decreasing, its value uniquely determines p_i and hence the term $g_i'(p_i)$ in the demand expression. Therefore, demand can be written as a function solely of the summation and $g_i(p_i)$. This means that the game is aggregative, by choosing $a_i = g_i(p_i)$ and $A = \sum_i a_i$.¹² Hence, consumer welfare ($V = \phi(A) + Y$) depends only on A (and not its composition). This structure has another important property, namely that the demand functions satisfy the IIA property: the ratio of any two demands depends only on their own prices (and is independent of the prices of other options in the choice set). That is, $\frac{D_i(\vec{p})}{D_j(\vec{p})} = \frac{g_i'(p_i)}{g_j'(p_j)}$. In summary:

Proposition 6 *Let $\pi_i = (p_i - c_i) D_i(\vec{p})$ and $D_i(\vec{p})$ be generated by an indirect utility function $V(\vec{p}, Y) = \tilde{\phi}\left(\sum_i g_i(p_i)\right) + Y$ where $\tilde{\phi}$ is increasing and twice differentiable, strictly convex in p_i , and $g_i(p_i)$ is twice differentiable and decreasing. Then demands exhibit the IIA property, the Bertrand pricing game is aggregative, and consumer welfare depends only on the aggregator, $A = \sum_i a_i$, where $a_i = g_i(p_i)$.*

Important examples include the CES and logit demand models. For the CES model, we have $V = \frac{1}{\lambda} \ln A + Y - 1$, where the action variables are $a_i = p_i^{-\lambda}$ and $Y > 1$ is income. For the logit model, we have the "log-sum" formula $V = \mu \ln A + Y$, and the action variables are $a_i = \exp[(s_i - p_i)/\mu]$.¹³

¹¹For the logsum formula which generates the logit model, we have $g_i(p_i) = \exp[(s_i - p_i)/\mu]$ and so $g_i''(p_i) > 0$. However, $\tilde{\phi}$ is concave in its argument, the sum.

¹²Hence, $\pi_i = (g_i^{-1}(a_i) - c_i) (-\phi'(A) g_i'(g_i^{-1}(a_i)))$ as per the earlier Logit example.

¹³See Anderson et al. (1992) for a discussion of the two demand systems. They show that both

We also prove a converse to Proposition 6. Suppose that demands exhibit the IIA property, and assume quasi-linearity. Following Theorem 1 in Goldman and Uzawa (1964, p. 389), V must have the form $\tilde{\phi} \left(\sum_i g_i(p_i) \right) + Y$ where $\tilde{\phi}(\cdot)$ is increasing and $g_i(p_i)$ is any function of p_i . If we further stipulate that demands must be differentiable, then the differentiability assumptions made in Proposition 6 must hold. Then, assuming that demands are strictly downward sloping implies that $\tilde{\phi} \left(\sum_i g_i(p_i) \right)$ must be strictly convex in p_i . In summary:

Proposition 7 *Let $\pi_i = (p_i - c_i) D_i(\vec{p})$ and $D_i(\vec{p})$ be twice continuously differentiable and strictly decreasing in own price. Suppose that the demand functions satisfy the IIA property. Then the demands $D_i(\vec{p})$ can be generated by an indirect utility function $V(\vec{p}, Y) = \tilde{\phi} \left(\sum_i g_i(p_i) \right) + Y$ where $\tilde{\phi}$ is twice differentiable, strictly convex in p_i , and $g_i(p_i)$ is twice differentiable and decreasing. Then the Bertrand game is aggregative, and consumer welfare depends only on the aggregator, $A = \sum_i a_i$.*

However, the fact that a game is aggregative does not imply that the IIA property holds. For example, the linear differentiated products demand system of Ottaviano and Thisse (2004) gives rise to an aggregative game for a fixed number of firms (i.e., in the short-run) with Bertrand competition since demand can be written as a sum of all prices and own price. However, it does not satisfy the IIA property, so the welfare implications do not follow for this specification. The composition of A matters for consumer welfare.

6 Applications

We now show that the aggregative game structure is (implicitly) widely used in the literature. Applying the core propositions above, we argue that the results are driven

demand systems can be derived as representative consumer, random utility, and spatial models. The Lucian demand system developed in Anderson and de Palma (2012) provides another example.

by the aggregative game structure.

6.1 Mergers and cooperation

Suppose that two firms cooperate by maximizing the sum of their payoffs (the results extend easily to larger pacts). The merger can be a rationalization of production across plants, or a multi-product firm pricing different variants. We assume there are no merger synergies - these can be incorporated in the analysis by using the effects of cost changes described in Section 6.4. We derive existing results concisely from our framework, and we deliver new results on the long-run impact of mergers in differentiated product markets.

Merged firms jointly solve $\max_{a_j, a_k} \pi_j(A, a_j) + \pi_k(A, a_k)$. The first order conditions take the form

$$\pi_{j,1}(A, a_j) + \pi_{j,2}(A, a_j) + \pi_{k,1}(A, a_k) = 0, \quad (4)$$

which differs from (1) by the last term, which internalizes the aggregator effect on sibling payoff. The two first order conditions can be solved simultaneously to find a_j and a_k as functions of the aggregator, giving $\tilde{r}_j^m(A)$ and $\tilde{r}_k^m(A)$ as the individual cbr functions under merger. Summing these gives the pact's cbr, $\tilde{R}^m(A)$.

Lemma 6 *Consider a merger between firms j and k . Then, for any A , $\tilde{r}_j^m(A) \leq \tilde{r}_j(A)$, $\tilde{r}_k^m(A) \leq \tilde{r}_k(A)$, and $\tilde{R}^m(A) < \tilde{r}_j(A) + \tilde{r}_k(A)$.*

Proof. First suppose both j and k are active under the merger. By A1, $\pi_k(A, a_k)$ is decreasing in A , so the third term in (4) is negative. Thus, for any $a_k > 0$, the choice of a_j must be lower at any given A , so $\tilde{r}_j^m(A) < \tilde{r}_j(A)$, and likewise for a_k . Second, if only firm k is active under the merger (e.g., only the lower-cost firm operates when Cournot firms produce homogeneous goods at constant but different marginal costs), $0 = \tilde{r}_j^m(A) < \tilde{r}_j(A)$ and $\tilde{r}_k^m(A) = \tilde{r}_k(A)$. In both cases, $\tilde{R}^m(A) < \tilde{r}_j(A) + \tilde{r}_k(A)$. ■

For given A , merged firms choose lower actions (lower quantity in Cournot, higher price in Bertrand).¹⁴ That the combined entity has lower total production was stressed by Salant et al. (1983) for Cournot competition with linear demand. Lemma 6 gives this result for any aggregative game using the new concept of the cbr for the pact.

Consider first mergers in the short run. The equilibrium aggregator, for a given set \mathcal{S} of firms, solves $\sum_{i \in \mathcal{S}} \tilde{r}_i(A) = A$. A merger only affects the cbr functions of the firms involved. Hence, by Lemma 6, $\sum_{i \in \mathcal{S}} \tilde{r}_i(A) > \sum_{i \neq j, k} \tilde{r}_i(A) + \tilde{R}^m(A)$. Since the sum will intersect the 45° line at a lower A , the aggregator falls for strategic substitutes and other firms' actions rise (because $\tilde{r}'_i(A) < 0$ by Lemma 2). In the Cournot model, other firms expand output, so the merged firm's total output must contract by more to render the lower total A . Under the sum-slope condition (2), A also falls for strategic complements, and others' actions fall (higher prices under Bertrand competition). The merged firm's actions fall for the twin reasons of the direct lowering of the reaction functions and their positive slope.

The next result follows because $\pi_i^*(A)$ is decreasing by Lemma 3.

Proposition 8 *Suppose two firms merge. The value of the aggregator decreases in the short run. Hence, the non-merged firms' profits go up, and consumer welfare goes down when it decreases with A .*

For strategic substitutes, the "Cournot merger paradox" result of Salant, Switzer, and Reynolds (1983) shows that mergers are not profitable unless they include a sufficiently large percentage of the firms in the market. Other firms benefit while merging firms can lose. For strategic complements (as with Bertrand competition), the other firms' response reinforces the merged firms' actions and mergers are always

¹⁴To illustrate, consider a merger in a Cournot market with linear demand. The cost function of firm j is $C_j(q_j) = q_j^2$ and of firm k is $C_k(q_k) = q_k^2/2$. The merged firm maximizes $(1-Q)q_j - q_j^2 + (1-Q)q_k - q_k^2/2$. Solving the FOCs for q_j and q_k yields $\tilde{r}_j^m(Q) = \frac{1-Q}{5} < \tilde{r}_j(Q) = \frac{1-Q}{3}$ and $\tilde{r}_k^m(Q) = \frac{2(1-Q)}{5} < \tilde{r}_k(Q) = \frac{1-Q}{2}$.

profitable (Deneckere and Davidson, 1985). However, non-merged firms still benefit "more" from a merger. This is because each merged firm cannot choose the action that maximizes its individual profits while each non-merged firm does.

In the long run, entry undoes the short-run impact of the merger:

Proposition 9 *Suppose two firms merge and a ZPSEE prevails. Then:*

(i) *The aggregator, non-merging firms' actions and profits, and consumer welfare (when it depends solely on A) remain the same.*

(ii) *There are more entrants, and profits to merging firms are all weakly lower.*

Proof. (i) By Propositions 1, 2, 3, and 4.

(ii) By Lemmas 5 and 6, $\tilde{r}_j^m(A) \leq \tilde{r}_j(A) < \hat{r}_j(A)$. Since $\pi_j(A, a_j)$ is quasi-concave in a_j (A2b), $\pi_j(A, \tilde{r}_j(A)) = \pi_j^*(A) \geq \pi_j(A, \tilde{r}_j^m(A))$. There are more entrants in equilibrium because A does not change and merging firms' actions decrease. ■

Proposition 9 applies with asymmetric insiders as long as the marginal entrant's type does not change. If the firms are symmetric to start with and making zero profits, then, with a merger and subsequent entry, the pact firms make negative profits. Hence, cost savings are required in order to give firms a long-run incentive to merge. In this sense, the Cournot merger paradox is now even stronger: absent synergies, pact firms are *always* worse off. Likewise, the profitability of mergers under Bertrand competition no longer holds in the long run.

Proposition 9(i) implies that entry counteracts the short-run negative impact of mergers on consumer welfare. In the long-run, more firms enter and consumers benefit from extra variety. In ZPSEE, the merging firms have higher prices (while all non-merging firms are where they started in terms of price and profit), but the effect of higher prices is *exactly* offset by more variety in consumer welfare.

Davidson and Mukherjee (2007) analyze the long-run impact of a merger in the special case of homogeneous goods Cournot competition with linear demand. Using

the aggregative game structure, we are able to make a much broader statement covering multi-product firms and differentiated goods markets with Bertrand competition under IIA (CES and logit). Our positive results also cover Cournot competition with linear differentiated products (Ottaviano and Thisse, 2004), but the normative results do not apply because consumer welfare does not solely depend on the aggregator.

The policy implications of Proposition 9 are very strong. *Under free entry, mergers are socially desirable from a total welfare standpoint if and only if they are profitable.* Laissez-faire is the right policy, and there is no role for antitrust authorities. This conclusion holds even under a consumer-welfare standard for mergers (since consumers remain indifferent by Proposition 4), and even if the merger involves synergies (by Proposition 5). Put another way, our core propositions show that IIA demand systems build in that result.¹⁵ As we discuss later and in the online Appendix, the result is tempered by income effects, heterogeneous marginal entrants, and integer issues.

6.2 Leaders and followers

Etro (2006, 2007, and 2008) first introduced a Stackelberg leader into the free-entry model. His main results can be derived succinctly and his welfare conclusions can be extended using our framework. The game structure is amended to 3 stages. The leader incurs its sunk cost and chooses a_l , rationally anticipating the subsequent entry and follower action levels. Then the other potential entrants (i.e., the other firms in \mathcal{I} and \mathcal{E}) choose whether or not to incur their sunk costs and enter. Finally, those that have entered choose their actions.

A first result on welfare is quite immediate:

¹⁵Erkal and Piccinin (2010b) analyze the long-run impact of mergers under Cournot competition with linear differentiated product demand. The game is aggregative both in the short run and the long run in this case, and the merger has no impact on the aggregator, but since the demand system does not satisfy IIA, the consumer welfare conclusions are different.

Proposition 10 *Assume a Stackelberg leader, and that the subsequent equilibrium is a ZPSEE. Assume also that consumer surplus depends only on A . Then welfare is higher than at the Nash equilibrium, but consumer surplus stays the same.*

Proof. The consumer surplus result follows because A is the same, given the outcome is a ZPSEE. Welfare is higher because the leader's rents must rise. It can always choose the Nash action level, and can generally do strictly better. ■

From Section 5, this welfare result covers all demand systems with the IIA property (including CES and logit) as well as the Cournot model.

The cbr $\tilde{r}_i(A)$ is implicitly defined by $\pi_{i,1}(A, \tilde{r}_i(A)) + \pi_{i,2}(A, \tilde{r}_i(A)) = 0$. A1 implies $\pi_{i,1}(A, \tilde{r}_i(A)) < 0$, so the second term must be positive at the solution. A Stackelberg leader rationally anticipates that A is unchanged by its own actions (Proposition 1), so its optimal choice of action is determined by

$$\pi_{i,2}(A, a_i) = 0. \tag{5}$$

Hence, by A2b, the leader's long-run action must be larger than that in a simultaneous-move game (see Lemma 5).

Proposition 11 *(Replacement Effect) Assume a Stackelberg leader, and that the subsequent equilibrium is a ZPSEE. Then its action level is higher, and there are fewer active marginal entrants although they retain the same action level.*

We term this the Replacement Effect because, with a fixed A , the leader would rather do more of it itself, knowing that it crowds out one-for-one the follower firms from \mathcal{E} . In some cases, the leader wants to fully crowd them out. For example, in the Cournot model with $\pi_i(Q, q_i) = p(Q)q_i - cq_i$, we have $\frac{\partial \pi_i(Q, q_i)}{\partial q_i} = p(Q) - c$, so the leader will always fully crowd out the firms from \mathcal{E} since $p(Q) > c$ at a ZPSEE.

Finally, we compare with the short run, when the number of firms is fixed. A leader takes into account the impact of its action on the behavior of the followers. In contrast to (5), the leader's action is determined by

$$\pi_{i,1}(A, a_l) \frac{dA}{da_l} + \pi_{i,2}(A, a_l) = 0. \quad (6)$$

If actions are strategic complements, $dA/da_i > 1$. Since $dA/da_i = 1$ in a simultaneous-move Nash equilibrium, the leader acts less aggressively than it would in a simultaneous-move game. If actions are strategic substitutes (i.e., $dA/da_i < 1$), the leader acts more aggressively.

The comparison of short-run and long-run equilibria is most striking for strategic complements. Consider Bertrand differentiated products. The leader sets a higher price to induce a higher price from the followers (so reducing A , as desired).¹⁶ At the ZPSEE, by contrast, the leader sets a *lower* price (higher a_l) and all firms in \mathcal{E}_A have the *same* price, regardless of the leader's presence.

The merger and leadership results can be tied together with a simple graph. A2b (quasi-concavity) implies that firm i 's marginal profit, $\pi_{i,2}(A, a_i)$, is decreasing. In Figure 3, firm i 's profit is represented as the area under this derivative because A is determined at a ZPSEE independently of i 's actions. The leadership point is the value of a_l where $\pi_{i,2}(A, a_l) = 0$. Clearly, it gives the highest profit of any solution. In comparison, the solution where i plays simultaneously with the other firms after entry involves $\pi_{i,1}(A, a_i) + \pi_{i,2}(A, a_i) = 0$. Hence, the action level is lower, and the corresponding profit level is lower (see Lemma 5). The smaller profit is the triangle in Figure 3.

Now consider merger. From Lemma 6, each merger partner chooses an even lower action level, so each now nets an even lower payoff. The trapezoid in Figure 3 shows the loss compared to simultaneous Nash equilibrium actions.

¹⁶These results can be quite readily derived within our framework.

6.3 Monopolistic competition (MC)

Many papers assume firms are monopolistically competitive (MC). This assumption is cleanly interpreted in the aggregative game setting: firms do not internalize the effects of their actions on the aggregator (e.g., in CES models, the “price index” is taken as given). In this sense, their behavior is like the “Stackelberg leader” action in Section 6.2. Hence, for any given value of the aggregator, actions are larger (lower prices/higher quantities) than oligopolistic ones (see Lemma 5). Since the marginal entrants’ behavior changes, the equilibrium value of the aggregator also changes.

Under MC, the marginal entrant’s zero-profit condition is $\pi_{\mathcal{E}}(A, \hat{r}_{\mathcal{E}}(A)) = K$, while in the oligopoly model thus far, it is $\pi_{\mathcal{E}}(A, \tilde{r}_{\mathcal{E}}(A)) = \pi_{\mathcal{E}}^*(A) = K$. The comparison is straightforward. Because the MC marginal entrants maximize profit for any given A , $\pi_{\mathcal{E}}(A, \hat{r}_{\mathcal{E}}(A)) > \pi_{\mathcal{E}}(A, \tilde{r}_{\mathcal{E}}(A))$. In fact, as shown in Lemma 5, MC yields maximal profit for given A . Together with Lemma 3, this implies that the aggregator is the largest one possible. Any other market structure gives a lower value.

Proposition 12 *The aggregator attains its maximum possible value under monopolistically competitive behavior of marginal entrants. If consumer surplus depends only on A , then consumer surplus is maximal under the zero profit condition.*

This result explains (through a new lens) why it is that MC delivers the second best optimum allocation under the zero profit condition (see, e.g., Spence, 1976). By delivering the greatest profit per firm for a given aggregator, it generates the largest possible aggregator value.

For example, for CES/Logit, all firms have *lower* prices under MC compared to oligopoly with free entry. The higher aggregator gives higher actions (lower prices) by strategic complementarity, and higher actions still by the Stackelberg-like property (see Lemma 5). This leads to higher consumer surplus and total welfare under MC.

Finally, it is insightful to apply a MC assumption to the Cournot context. Under symmetry, firms solve $\max_q \pi(Q, q) = p(Q)q - C(q)$ taking Q as given. The solution is perfect competition with free entry. As we know, this is the optimal outcome, as Proposition 12 attests. The aggregative game lens brings out this common structure.

6.4 Cost changes and producer surplus (rents)

Now consider two equilibria with cost or quality differences. For example, a selectively-applied exogenous tax or subsidy affects the marginal costs of firms (see, e.g., Besley, 1989; Anderson et al. 2001). Or, a government subsidizes production costs (Brander and Spencer, 1985) or R&D activities (Spencer and Brander, 1983) of domestic firms engaged in international rivalry and the number of foreign firms is determined by a free-entry condition.

Even if several firms are impacted, the total effect is the cumulative effect, so we can consider changes as if they happened one firm at a time. Thus, we analyze what happens if a single insider is affected. We distinguish between the total profit and the marginal profit effects on the changed firm's rents. Denote the changed firm i 's type parameter by θ_i , and assume that $\partial \pi_i(A, a_i; \theta_i) / \partial \theta_i > 0$ so that a higher θ_i makes the firm better off *if* it does not change its action.

Proposition 1 implies that at a ZPSEE, A is unchanged if θ_i rises. From Lemma 4, a firm's equilibrium action rises at a ZPSEE if a change makes the firm more aggressive. Because A is the same, the number of entrants must be lower.

Proposition 13 *A higher θ_i raises firm i 's rents at a ZPSEE if $\frac{\partial^2 \pi_i(A, a_i; \theta_i)}{\partial \theta_i \partial a_i} \geq 0$.*

Proof. Since A is unchanged, we show that $\frac{d\pi_i^*(A; \theta_i)}{d\theta_i} > 0$ with A fixed. Indeed,

$$\frac{d\pi_i^*(A; \theta_i)}{d\theta_i} = \frac{d\pi_i(A, \tilde{r}_i(A); \theta_i)}{d\theta_i} = \pi_{i,2} \frac{\partial \tilde{r}_i(A; \theta_i)}{\partial \theta_i} + \pi_{i,\theta_i}. \quad (7)$$

The last term is positive by assumption; $\pi_{i,2} > 0$ by A1 and (1); $\partial \tilde{r}_i(A; \theta_i) / \partial \theta_i > 0$ by Lemma 4, so the whole expression is positive, as claimed. ■

The qualification $\frac{\partial^2 \pi_i(A_{-i} + a_i, a_i; \theta_i)}{\partial \theta_i \partial a_i} \geq 0$ in Proposition 13 represents an increasing *marginal* profitability. If, however, marginal profits decrease with θ_i , there is a tension between the direct effect of the improvement to i 's situation and the induced effect through a lower action.¹⁷ There are examples in the literature where the response of rivals can overwhelm the direct effect (although we know of no examples using the free entry mechanism). Bulow, Geanakoplos, and Klemperer (1985) analyze multi-market contact where a purported benefit turns into a liability once reactions are factored in. The Cournot merger paradox of Salant, Switzer, and Reynolds (1983) shows merging firms can be worse off.

6.5 Contests

Aggregative games are common in contests (starting with Tullock, 1967), where players exert effort to win a prize. We consider applications in R&D and lobbying.

6.5.1 Cooperation in R&D

Starting with Loury (1979) and Lee and Wilde (1980), the standard approach to R&D competition assumes that the size of the innovation is exogenously given, but its timing depends stochastically on the R&D investments chosen by the firms through

¹⁷This tension is illustrated in an example where a cost improvement with a “direct” effect of raising profits may nonetheless end up decreasing them after the free entry equilibrium reaction. Consider a Cournot model with linear demand. Costs are $C_1(q) = (c + \theta)q_1 - \beta\theta$ for firm 1 and $C(q) = cq$ for all other firms. Output for each other firm is determined by $1 - Q - c = q$, and the zero profit condition is $q = \sqrt{K}$. Firm 1's cumulative best reply is $1 - Q - c - \theta = q_1$, so a higher marginal cost reduces its output. Hence, $q_1 = q - \theta = \sqrt{K} - \theta$. Since firm 1's equilibrium profit is $\pi_1^* = q_1^2 + \beta\theta - K$, then $\pi_1^* = (\sqrt{K} - \theta)^2 + \beta\theta - K$ at the ZPSEE. Hence, $\frac{d\pi_1^*}{d\theta} = -2(\sqrt{K} - \theta) + \beta = -2q_1 + \beta$. Notice that the “direct” effect of a marginal change in θ is $-q_1 + \beta$, which is the change in profit if all outputs were held constant (except for firm 1's, by the envelope theorem). Clearly, depending on the size of β , a positive direct effect can nonetheless mean a negative final effect, once we factor in the entry response and the output contraction of the affected firm.

a Poisson process. Time is continuous, and firms share a common discount rate r . Firms choose an investment level x at the beginning of the race which provides a stochastic time of success that is exponentially distributed with hazard rate $h(x)$. A higher value of $h(x)$ corresponds to a shorter expected time to discovery. Suppose that $h'(x) > 0$, $h''(x) < 0$, $h(0) = 0$, $\lim_{x \rightarrow 0} h'(x)$ is sufficiently large to guarantee an interior equilibrium, and $\lim_{x \rightarrow \infty} h'(x) = 0$.

Following Lee and Wilde (1980), assume that each firm i pays a fixed cost K_i at $t = 0$ and a flow cost x_i as long as it stays active. Then firm i 's payoff is

$$\frac{h_i(x_i) V_i - x_i}{r + \sum_{j \in \mathcal{S}} h_j(x_j)} - K_i,$$

where V_i is the private value of the innovation and $\sum_{j \in \mathcal{S}} h_j(x_j)$ is the aggregate hazard rate. Equivalently, each firm chooses $a_i = h_i^{-1}(x_i)$. Hence, $A = \sum_{j \in \mathcal{S}} h_j(x_j)$ and we can write the firm's payoff function as $\pi_i(A, a_i) = \frac{a_i V_i - h_i^{-1}(a_i)}{r + A} - K_i$. This aggregative game satisfies assumptions A1-A3.

Using this set-up, Erkal and Piccinin (2010a) compare free entry equilibria with R&D competition to free entry equilibria with R&D cooperation. Under R&D cooperation, partner firms choose effort levels to maximize their joint profits, and may or may not share research outcomes (Kamien, Muller and Zang, 1992). Proposition 1 implies that the aggregate rate of innovation, $A = \sum_i h_i(x_i)$, is the same regardless of the type of cooperation. This is despite the fact that the number of participants in the R&D race is different. This surprising neutrality result implies that any welfare gain from R&D cooperation cannot be driven by its impact on aggregate innovation.

6.5.2 Lobbying

Following Tullock's (1967) model of contestants lobbying for a political prize, write the probability of success for firm i exerting effort x_i as $\frac{h_i(x_i)}{\Omega + \sum_{j \in \mathcal{S}} h_j(x_j)}$, where $\Omega \geq 0$

represents the probability that the prize is not awarded to any lobbyist (see Skaperdas, 1996, for an axiomatic approach to contest success functions). Typically, the lobbying model is analyzed with fixed protagonists, but now introduce a free-entry condition for the marginal lobbyists. Results are direct from our core propositions and their extensions. Namely, comparing two equilibria, the aggregator is the same (as are marginal lobbyists' actions) and, hence, there is no difference in the total chance of success. If one scenario involves a "dominant" or leader lobbyist, that lobbyist will exert more effort in order to crowd out marginal entrants. The overall chance of success remains the same, so there is an efficiency gain because the same result is attained with less sunk cost, and the surplus gain is measured by the increase in surplus to the dominant lobbyist. A similar result attains if a lobbyist is more efficient (i.e., if its marginal effort is more aggressive in the sense of Lemma 4).¹⁸

6.6 Privatization of public firms

Anderson, de Palma, and Thisse (1997) use a CES model to compare free entry equilibria in two scenarios. The first is when some firms are run as public companies, which maximize their contribution to social surplus. The public firms may make a profit at a ZPSEE, even though the private firms do not. Public firms price lower, but produce more.

Since the CES model has the IIA property, Proposition 7 applies: the game is aggregative, and consumer surplus depends only on the aggregator value. Then Proposition 4 implies that although consumers suffer from a price rise following privatization, this is exactly offset by the increase in product variety as new entrants are attracted by relaxed price competition. This means privatization changes total welfare by the decrease in the rents of the public firms (Proposition 5). Profitable public firms ought

¹⁸See, e.g., Konrad (2009), pp. 72-76, for a discussion of rent-seeking contests with voluntary participation. See Gradstein (1995) on entry deterrence by a leading rent-seeker.

not be privatized if entry is free, and if demands are well characterized by IIA.

7 Income effects

The benchmark results in Section 4 rely on the assumption that consumer preferences are quasi-linear: there are no income effects. Although this assumption is commonly made in the literature focusing on partial equilibrium analysis, income effects are important in many contexts. For example, much of the trade literature assumes unit income elasticity (so, a richer country is just a larger poor country).

Results are more nuanced with income effects, but policy implications are stronger. We no longer get the neutrality result that the aggregator is the same, and we no longer have consumer surplus neutrality. With income effects, differences in profits under different market structures (redistributed to consumers) cause demand effects that affect the outcome. Ultimately, consumer welfare rises if and only if total profits rise.¹⁹

Suppose then that demands increase with income. We wish to analyze the case where consumer surplus depends only on the aggregator, which restricts attention to the IIA forms. We explicitly include profits in consumer income, Y , so we evaluate consumer welfare changes incorporating extra income from profits (or losses).

Using Proposition 7, we can write the profit function for firm i in a multiplicatively separable form as

$$\pi_i = \omega_i(a_i) \sigma(A) \psi(Y),$$

where $\omega_i(a_i)$ denotes the i -specific profit component and $\psi(\cdot)$ is an increasing function. Moreover, A3 implies that $\sigma(\cdot)$ is a decreasing function. For example, consider the CES model with income share α devoted to the differentiated product sector. The

¹⁹Consumer welfare here is total welfare because the profits are passed back to consumers.

demand for product i is $D_i = \frac{p_i^{-\lambda-1}}{\sum_{j=1, \dots, n} p_j^{-\lambda}} \alpha Y$, so $a_j = p_j^{-\lambda}$ (and $\psi(Y) = \alpha Y$).²⁰ Then, $\pi_i = (p_i - c_i) D_i = \frac{\omega_i(a_i) \alpha Y}{A}$, where $\omega_i(a_i) = \alpha a_i \left(1 - c_i a_i^{\frac{1}{\lambda}}\right)$, and $V = Y A^{\frac{\alpha}{\lambda}}$.

Proposition 14 *Assume that (i) demand satisfies the IIA property, and is increasing in Y ; (ii) Y includes the sum of firms' profits; and (iii) consumer welfare V is increasing in both A and Y . Let \mathcal{S}' and \mathcal{S}'' stand for the sets of firms in two ZPSEE, and suppose that aggregate profits are higher in the second one. Then, $Y' < Y''$, $A' < A''$, and $V' < V''$.*

Proof. Because the aggregate profits are higher (and the marginal entrants make zero at both ZPSEE), $Y' < Y''$. The zero-profit condition for marginal entrants at the two ZPSEE are $\omega(a') \psi(Y') \sigma(A') = K$ and $\omega(a'') \psi(Y'') \sigma(A'') = K$. Since $Y' < Y''$ and $\psi(\cdot)$ is an increasing function, it follows that $\omega(a') \sigma(A') > \omega(a'') \sigma(A'')$. Lemma 3 implies that $\omega(a^*) \sigma(A)$ is a decreasing function of A , so $A'' > A'$. Since V is increasing in both A and Y , $V' < V''$. ■

An important implication of Proposition 14 is that circumstances which are beneficial for firms (and hence cause Y to increase) are also a fortiori beneficial for consumers because the aggregator increases through the income effect. This reinforces the total welfare result we had in Section 4, without income effects. With income effects, when Y increases via extra profits (due to, e.g., a merger with synergies), total welfare increases because both the firms and the consumers are better off, through the twin channels of a higher income reinforced by a higher aggregator.

²⁰This is the classic demand generated from a representative consumer utility of the form $U = \left(\sum_{j=1, \dots, n} x_j^\rho\right)^{\frac{\alpha}{\rho}} x_0^{1-\alpha}$ where x_0 is consumption of the numeraire, x_j is consumption of variant j , and $\lambda = \frac{\rho}{1-\rho} > 0$, where the elasticity of substitution, $\rho \in (0, 1)$ for (imperfect) substitute products. See, for example, Dixit and Stiglitz (1977).

To illustrate Proposition 14, consider a reduction in marginal cost for some insider firm (a lower c_i) such that total profits rise. The increased consumer income increases the demand for each variant, *ceteris paribus*. Proposition 14 shows that the higher profits benefit consumers through both the extra income and also the higher value of A (as expressed through lower equilibrium prices and/or more variety). By contrast, when there are no income effects, there is no change in the aggregator because extra profits are spent solely on the numeraire.

Next consider a merger. If there are no synergies, profits of the merged entity are below those of the other non-merged firms (Proposition 9). In the long run, the merger makes a loss, which reduces consumer income. Profits go down, as does the aggregator and consumer surplus. If though, there are sufficient synergies (expressed through lower marginal production costs, say), total profits after merger may be higher. In this case, welfare must be higher because the consumers are better off whenever the firms are better off.²¹

8 Heterogeneous entrants

We have assumed until now that the firms in \mathcal{E} all have the same profit function. The simplest generalization is when firms differ by entry costs (differences in production costs and qualities are treated in the online Appendix).

Suppose that firms from \mathcal{E} have the same profit functions up to idiosyncratic K . Note that Lemmas 1, 2 and 3 still hold since they apply to the post-entry sub-games. Similar to a supply curve, rank firms by entry costs. Let $K(n)$ denote the entry cost of the n th lowest cost entrant. Assume the marginal firm earns zero profit. Then

²¹Shimomura and Thisse (2012) consider a model with CES demand and income effects to analyze mixed markets. They assume a given (small) number of large incumbents, which behave strategically, and a symmetric monopolistically competitive fringe. They show that an extra large incumbent raises profits for the other large firms, lowers the price index, and raises consumer welfare. Our results in Section 4 indicate that positive income effects are crucial for their results.

the equilibrium solution for any set of active firms, \mathcal{S} , is given by the fixed point condition $\sum_{i \in \mathcal{S}} \tilde{r}_i(A) = A$. By the sum-slope condition (2), the LHS has slope less than 1.

Suppose now that one insider j becomes more aggressive, and the equilibrium set of firms moves from \mathcal{S}' to \mathcal{S}'' . From Section 6.4, if all firms in \mathcal{E} have the same entry cost, such a change increases a_j while leaving A and the actions of all other firms unchanged. These results now change:

Proposition 15 *Let entry costs differ across firms in \mathcal{E} . Let \mathcal{S}' and \mathcal{S}'' be the sets of firms in two ZPSEE, and suppose that insider firm j is more aggressive in the second one. Then: (i) $A' < A''$, (ii) fewer firms are active, (iii) each firm in \mathcal{E}_A and \mathcal{I}_U chooses a lower (higher) action if and only if actions are strategic substitutes (complements), and (iv) insider firm j chooses a higher action.*

Proof. (i) Suppose instead that $A' \geq A''$. By Lemma 3, $\pi_i^*(A)$ is strictly decreasing. Hence, since $A' \geq A''$, $\pi_{\mathcal{E}}^*(A') \leq \pi_{\mathcal{E}}^*(A'')$. The equilibrium condition for a marginal active firm to make zero profit, $\pi_{\mathcal{E}}(A) = K(n)$, implies that $n' \leq n''$ since the marginal firm has a higher gross profit and hence a higher entry cost. If actions are strategic substitutes, this is a contradiction because at A'' , there are purportedly more entrants, and the action of each is (weakly) greater. Moreover, firm j produces strictly more because firm j 's cbr is higher (Lemma 4). Hence, we cannot have $A' \geq A''$.

The proof for strategic complementarity uses the sum-slope condition (2). For firms $i \in \mathcal{S}'$, $\sum_{i \in \mathcal{S}'} \tilde{r}_i(A') - \sum_{i \in \mathcal{S}'} \tilde{r}_i(A'') < A' - A''$. But $\sum_{i \in \mathcal{S}''} \tilde{r}_i(A'') > \sum_{i \in \mathcal{S}'} \tilde{r}_i(A'')$ because there are extra firms in \mathcal{S}'' and j is more aggressive (with a higher cbr by Lemma 4). Hence, $\sum_{i \in \mathcal{S}'} \tilde{r}_i(A') - \sum_{i \in \mathcal{S}''} \tilde{r}_i(A'') < A' - A''$, but equality must attain at any pair of equilibria, so there is a contradiction.

(ii) From Lemma 3, $\pi_i^*(A)$ is strictly decreasing. Since $A'' > A'$, then $\pi_{\mathcal{E}}^*(A'') < \pi_{\mathcal{E}}^*(A')$. The zero-profit condition for the marginal entrant, $\pi_{\mathcal{E}}(A) = K(n)$, implies

that $n'' < n'$.

(iii) Lemma 2 implies that since $A' < A''$, firms choose a lower (higher) action iff actions are strategic substitutes (complements).

(iv) By definition, when firm j is more aggressive, it has a higher cbr (see Lemma 4). Since $A' < A''$, j chooses a higher action still if actions are strategic complements. Under strategic substitutes, suppose instead that j chose a lower action. But then the aggregator would have to be larger to overturn the impact of the shift in the cbr. From (ii) and (iii), there would be fewer firms in \mathcal{E}_A and each such firm would choose a lower action under strategic substitutes. Then, every action level would be smaller, which is inconsistent with the purported higher aggregator. Hence, firm j 's action must be larger in both cases. ■

In contrast to the neutrality results of Section 4, a more aggressive firm raises the aggregator. For the Cournot model, this means a higher total output, and for the Bertrand model with logit or CES demand, a lower price (implying a higher total output). When consumer surplus increases in A , consumers must be better off.

Although the firm which experiences the change reacts positively to it by increasing its own action, whether the actions of all other firms increase or decrease depends on the sign of the slope of their cbr functions. By Lemma 3, because A rises, the firms which remain active must earn lower rents.

A merger without synergies works in the opposite direction: the aggregator falls, and despite further variety through entry, consumer surplus is lower. Hence, laissez-faire is no longer the optimal policy and an active merger policy is desirable because mergers, absent synergies, now reduce consumer surplus.

9 Discussion

This paper introduces a free entry condition into aggregative oligopoly games to yield strong benchmark conditions for long-run equilibria across market structures. We show how the benchmark neutrality results are modified when we consider income effects and entrants that are heterogeneous in costs and qualities.²² Allowing income effects extends our strong result that higher profit entails higher welfare, but entrant heterogeneity means a necessary condition for a welfare improvement is that producer surplus should rise. We make several other contributions.

First, we develop the toolkit for analyzing aggregative oligopoly games, which are ubiquitous in a range of fields from industrial organization to international trade to public economics. We relate the cumulative best reply to the standard best reply function, and show how the former simply delivers clean results. Strategic substitutability and complementarity of the best reply are preserved in the cumulative version. We derive a maximum value result to show that maximized profits decrease in the aggregator. This is a key device for analyzing long-run equilibrium. The simplicity of our analysis provides a basis on which models (e.g., in international trade) which assume monopolistic competition for reasons of tractability can deliver results with strategic interaction instead.

Second, we prove that consumer surplus depends only on the aggregator in Bertrand oligopoly games if and only if the demand function satisfies the IIA property. The central examples are Logit and CES models. This is important because it allows us to obtain welfare results in a range of applications where things would otherwise be

²²With heterogeneous entrants, the benchmark neutrality results change because the type of the marginal entrant differs between alternative market structures. This would also be the case if the difference between alternative market structures affected all the firms in \mathcal{E} . Consider, for example, two market structures with cost differences. In one of them, the marginal entrants are more aggressive. It is possible to show, by extending the analysis in Section 6.4, that the value of the aggregator will be higher under the market structure where the cost difference renders the marginal entrant more aggressive.

intractable. Moreover, our results also show the extent to which some of the existing welfare results in the literature are "baked in" by the choice of the demand function.

Third, we posit the combined cumulative best reply function as a simple tool for merger analysis. Using it, we show that mergers are socially desirable in the long run from a total welfare standpoint if and only if they are profitable. The analysis generalizes and explains results from the mergers literature that had been derived only for specific demand systems or forms of competition (Cournot or Bertrand).

Fourth, we identify parallels between models of monopolistic competition and Stackelberg leadership, and derive a general proof of the proposition that monopolistic competition is "second best" from a welfare perspective under a zero profit constraint.

Fifth, we distinguish marginal cost reductions from rent increases. A firm may "enjoy" a cost decrease that makes it worse off in long-run equilibrium.

The aggregative game approach builds in global competition between firms. A key caveat is that it therefore builds in the neutrality results from the outset. Models of localized competition are quite intractable beyond simple symmetric cases (e.g. the circle model) or for small numbers of firms.²³ Yet they can suggest quite different results, with a wide divergence between optimal and equilibrium actions. Further work will evaluate these differences.

References

- [1] Acemoglu, D. and M. K. Jensen. Forthcoming. "Aggregate Comparative Statics," *Games and Economic Behavior*.
- [2] Alos-Ferrer, C. and A. B. Ania. 2005. "The Evolutionary Stability of Perfectly Competitive Behavior," *Economic Theory*, 26, 497-516.

²³Special cases of localized competition which are aggregative games include the Hotelling model with two firms and the circular city model with three firms. Our short run results then apply.

- [3] Anderson, S. and A. de Palma. 2001. "Product Diversity in Asymmetric Oligopoly: Is the Quality of Consumer Goods Too Low?" *Journal of Industrial Economics*, 49, 113-135.
- [4] Anderson, S. and A. de Palma. 2012. "Oligopoly and Luce's Choice Axiom" *Regional Science and Urban Economics*, 42, 1053-1060.
- [5] Anderson, S., A. de Palma and B. Kreider. 2001. "Tax Incidence in Differentiated Product Oligopoly," *Journal of Public Economics*, 81, 173-192.
- [6] Anderson, S., A. de Palma and J. F. Thisse. 1992. *Discrete Choice Theory of Product Differentiation*, MIT Press: Cambridge, MA, USA.
- [7] Anderson, S., A. de Palma and J. F. Thisse. 1997. "Privatization and Efficiency in a Differentiated Industry," *European Economic Review*, 41, 1635-1654.
- [8] Besley, T. 1989. "Commodity taxation and imperfect competition : A note on the effects of entry," *Journal of Public Economics*, 40(3), 359-367.
- [9] Brander, J. A. and B. J. Spencer. 1985. "Export Subsidies and International Market Share Rivalry," *Journal of International Economics*, 18, 83-100.
- [10] Bulow, J., J. Geanakoplos and P. Klemperer. 1985. "Multimarket Oligopoly: Strategic Substitutes and Complements," *Journal of Political Economy*, 93, 488-511.
- [11] Corchón, L. 1994. "Comparative Statics for Aggregative Games: The Strong Concavity Case," *Mathematical Social Sciences*, 28, 151-165.
- [12] Cornes, R. and R. Hartley. 2005. "Asymmetric Contests with General Technologies," *Economic Theory*, 26, 923-946.

- [13] Cornes, R. and R. Hartley. 2007. "Weak Links, Good Shots and Other Public Good Games: Building on BBV," *Journal of Public Economics*, 91, 1684-1707.
- [14] Cornes, R. and R. Hartley. 2012. "Fully Aggregative Games," *Economics Letters*, 116, 631-633.
- [15] Cournot, A. A. 1838. *Recherches sur les Principes Mathématiques de la Théorie des Richesses*. Paris: L. Hachette.
- [16] Davidson, C. and A. Mukherjee. 2007. "Horizontal Mergers with Free Entry," *International Journal of Industrial Organization*, 25(1), 157-172.
- [17] Deneckere, R. and C. Davidson. 1985. "Incentives to Form Coalitions with Bertrand Competition," *Rand Journal of Economics*, 16, 473-486.
- [18] Dixit, A. K. and J. E. Stiglitz. 1977. "Monopolistic Competition and Optimum Product Diversity," *American Economic Review*, 67(3), 297-308.
- [19] Erkal, N. and D. Piccinin. 2010a. "Cooperative R&D under Uncertainty with Free Entry," *International Journal of Industrial Organization*, 28, 74-85.
- [20] Erkal, N. and D. Piccinin. 2010b. "Welfare-Reducing Mergers in Differentiated Oligopolies with Free Entry," *Economic Record*, 86(273), 178-184.
- [21] Etro, F. 2006. "Aggressive Leaders," *RAND Journal of Economics*, 37, 146-154.
- [22] Etro, F. 2007. *Competition, Innovation, and Antitrust*. Springer Verlag: Berlin, Heidelberg, New York.
- [23] Etro, F. 2008. "Stackelberg Competition with Endogenous Entry," *Economic Journal*, 118, 1670-1697.

- [24] Fujita, M., Krugman, P., and A. J. Venables. 2001. *The Spatial Economy: Cities, Regions, and International Trade*, MIT Press.
- [25] Fujita, M. and J.-F. Thisse. 2002 *Economics of Agglomeration; Cities, Industrial Location and Regional Growth*. Cambridge University Press.
- [26] Goldman, S. M. and H. Uzawa. 1964. "A Note on Separability in Demand Analysis," *Econometrica*, 32, 387-398.
- [27] Grossman, G. M. and E. Helpman. 1993. *Innovation and Growth in the Global Economy*. MIT Press.
- [28] Gradstein, M. 1995. "Intensity of Competition, Entry and Entry Deterrence in Rent Seeking Contests," *Economics and Politics*, 7(1), 79-91.
- [29] Helpman, E. and P. Krugman. 1987. *Market Structure and Foreign Trade: Increasing Returns, Imperfect Competition, and the International Economy*. MIT Press.
- [30] Kamien, M., E. Muller, and I. Zang. 1992. "Research Joint Ventures and R&D Cartels," *American Economic Review*, 82, 1293-1306.
- [31] Konrad, K. A. 2009. *Strategy and Dynamics in Contests*. Oxford University Press.
- [32] Lee, T. and L. L. Wilde. 1980. "Market Structure and Innovation: A Reformulation," *Quarterly Journal of Economics*, 94, 429-436.
- [33] Loury, G. 1979. "Market Structure and Innovation," *Quarterly Journal of Economics*, 93, 395-410.
- [34] McManus, M. 1962. "Numbers and Size in Cournot Oligopoly," *Bulletin of Economic Research*, 14, 14-22.

- [35] McManus, M. 1964. "Equilibrium, Numbers and Size in Cournot Oligopoly," *Bulletin of Economic Research*, 16(2), 68–75.
- [36] Melitz, M. J. 2003. "The Impact of Trade on Intra-Industry Reallocations and Aggregate Industry Productivity," *Econometrica*, 71(6), 1695-1725.
- [37] Milgrom, P. and C. Shannon. (1994). "Monotone Comparative Statics," *Econometrica*, 62(1), 157-180.
- [38] Ottaviano, G. and J.-F. Thisse. 2004. "Agglomeration and Economic Geography," in V. Henderson and J.-F. Thisse (ed.s), *Handbook of Regional and Urban Economics*, Vol. IV, Amsterdam, North-Holland.
- [39] Salant, S. W., S. Switzer, and R. J. Reynolds. 1983. "Losses from Horizontal Merger: The Effects of an Exogenous Change in Industry Structure on Cournot-Nash Equilibrium," *Quarterly Journal of Economics*, 98, 185-199.
- [40] Selten, R., 1970, *Preispolitik der Mehrproduktenunternehmung in der Statischen Theorie*, Springer Verlag, Berlin.
- [41] Shimomura, K.-I. and J.-F. Thisse. 2012. "Competition Among the Big and the Small," *RAND Journal of Economics*, 43(2), 329-347.
- [42] Skaperdas, S. 1996. "Contest Success Functions," *Economic Theory*, 7, 283-290.
- [43] Spence, M. 1976b. "Product Selection, Fixed Costs, and Monopolistic Competition" *Review of Economic Studies*, 43(134), 217-235.
- [44] Spencer, B. J. and J. A. Brander. 1983. "International R&D Rivalry and Industrial Strategy," *Review of Economic Studies*, 50, 707-722.
- [45] Tullock, G. 1967. "The Welfare Costs of Tariffs, Monopolies, and Theft," *Western Economic Journal*, 5(3), 224-232.

- [46] Vives, X. 1999. *Oligopoly Pricing: Old Ideas and New Tools*, MIT Press: Cambridge, MA, USA.

Figure 1: Derivation of A from A_{-i}

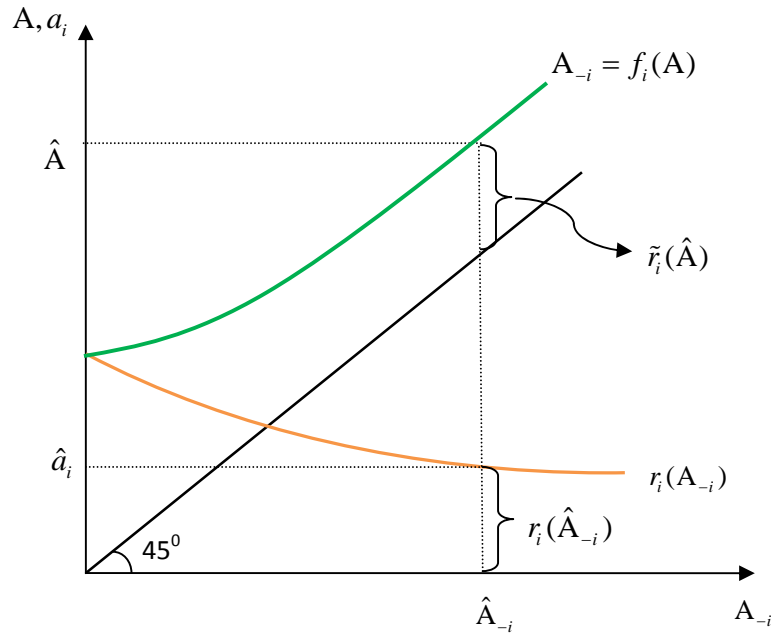


Figure 2: Construction of $\tilde{r}_i(A)$, Strategic Substitutes Case

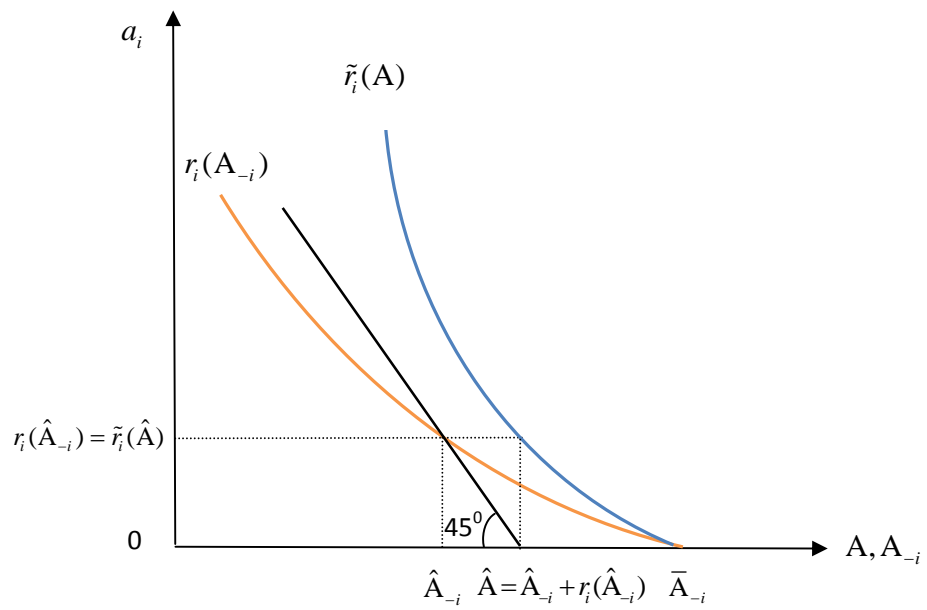
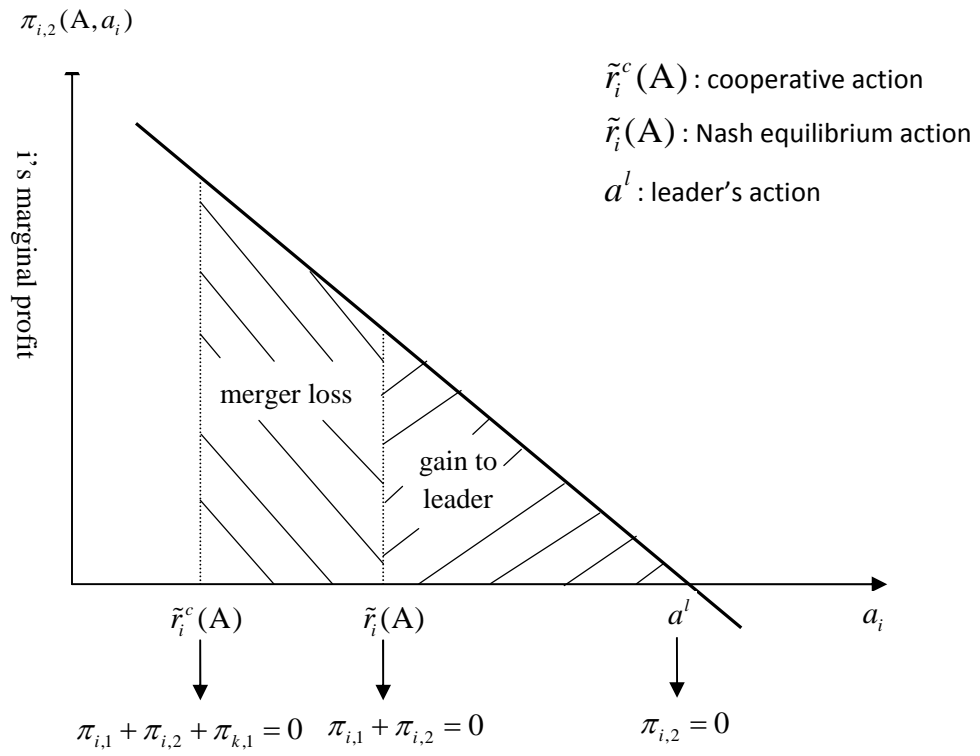


Figure 3: Comparison of Solutions by Profitability



ONLINE APPENDIX

10 Integer constraints

So far, we have considered differences in market structure that lead to long-run profits of zero for firms in \mathcal{E}_A in both equilibria. Here, we take the integer constraint into account, and thus determine bounds on the equilibrium aggregator. We can then bound the welfare differences.

Let A_L and A_U stand for the lower and the upper bound on the equilibrium aggregator with a discrete number of firms and at least one firm in \mathcal{E}_A . We seek the range of values of A such that there is no entry. If $A < A_L$, there will be entry. If $A > A_U$, there will be exit.

First note that the aggregator cannot exceed the equilibrium level when the number of firms from \mathcal{E} is treated as a continuous variable. Hence, A_U is defined by $\pi_{\mathcal{E}}^*(A_U) = K$.

We determine the lower bound, A_L , by considering the incentives to enter. If a potential entrant from \mathcal{E} expects the aggregate reaction of the rivals to be $A_{-i} < A_U - \tilde{r}_{\mathcal{E}}(A_U)$, it will enter the market. This is because, by definition, $\pi_{\mathcal{E}}^*(A_U) = K$, and so for all $A_{-i} < A_U - \tilde{r}_{\mathcal{E}}(A_U)$, the potential entrant will expect to make positive profits upon entry. If it expects $A_{-i} \geq A_U - \tilde{r}_{\mathcal{E}}(A_U)$, it will not enter.

Hence, $A_L = A_U - \tilde{r}_{\mathcal{E}}(A_U)$ is a lower bound on A under strategic substitutability. The critical value of A will be higher than A_L because the incumbents tend to accommodate entry by reducing their equilibrium actions under strategic substitutability.

We can now show the following result.

Proposition 16 *Assume actions are strategic substitutes. Any Symmetric Entrants Equilibrium with at least one firm in \mathcal{E}_A must have $A \in [A_L, A_U]$, where A_U is defined by $\pi_{\mathcal{E}}^*(A_U) = K$ and $A_L = A_U - \tilde{r}_{\mathcal{E}}(A_U)$.*

Proof. First, note that $A_U = \pi_{\mathcal{E}}^{*-1}(K)$ is the upper bound on the aggregator with at least one firm in $\mathcal{E}_{\mathcal{A}}$, since $\pi_i^*(A)$ is decreasing in A by Lemma 3 and A_U is the largest aggregator value at which a firm in $\mathcal{E}_{\mathcal{A}}$ can make a non-negative profit.

Second, we wish to show that any $A < A_L$ cannot be an equilibrium because it must attract profitable entry by a firm from \mathcal{E} . This is equivalent to showing that if an entrant joins the set \mathcal{S} of active firms, then the ensuing equilibrium aggregator value will not be above $A_U = \pi_{\mathcal{E}}^{*-1}(K)$. Suppose this is not the case and suppose $A_{\{\mathcal{S}+i\}} > A_U$ with $i \in \mathcal{E}$. Since, by Lemma 2, $\tilde{r}_{\mathcal{E}}(A)$ is decreasing under strategic substitutes, each firm in \mathcal{S} must be choosing a lower action than before (i.e., at the equilibrium with the extra firm from \mathcal{E} excluded). This means their actions sum to less than A . Likewise, for the incremental firm in $\mathcal{E}_{\mathcal{A}}$, $\tilde{r}_{\mathcal{E}}(A_{\{\mathcal{S}+i\}}) < \tilde{r}_{\mathcal{E}}(A_U) = A_U - A_L$ under strategic substitutability (also by Lemma 2). Hence, its action must be less than its action at A_U . But then the sum of the actions cannot exceed A_U , a contradiction.

■

Hence, the equilibrium value of the aggregator lies in $[A_L, A_U]$ for all market structures. The maximum consumer welfare difference across equilibria \mathcal{S}' and \mathcal{S}'' is $|CW(A_U) - CW(A_L)|$.

For example, consider Cournot competition with linear demand $P = 1 - Q$ and zero variable costs. Then, $Q_U = 1 - \sqrt{K}$, because each firm would just make zero profit by producing its equilibrium output of $q_i = \sqrt{K}$. The best response function is given by $r_i(Q_{-i}) = \frac{1-Q}{2}$ and the cbr is given by $\tilde{r}_i(Q) = 1 - Q$. Hence, the lower bound is given as $Q_L = Q_U - \tilde{r}_i(Q_U) = 1 - 2\sqrt{K}$. Note that there are $n = \frac{1-\sqrt{K}}{\sqrt{K}}$ firms at Q_U if this is an integer. Suppose then we took out one (indifferent) firm. The new equilibrium total quantity is $\frac{n-1}{n}$. Substituting the value of n given above yields the actual lower bound as $\frac{1-2\sqrt{K}}{1-\sqrt{K}} > Q_L$. The ratio of Q_L to the actual bound gets small as K gets small, as indeed does the ratio $\frac{Q_L}{Q_U}$.

Finding the bounds for the strategic complements case is more tricky because

$\sum \tilde{r}'_i(A)$ could be very close to 1. The equilibrium action with one less firm may be very far away from A_U . At the other extreme, if $\sum \tilde{r}'_i(A)$ is close to zero, then A_L is close to the bound found above for the case of strategic substitutes.

11 R&D subsidies

R&D subsidies are used in many countries throughout the world. This section uses some of the results derived in Section 6.4 to derive new results on the long-run impact of R&D subsidies.

Consider a subsidy program that affects only a subset of the firms in an industry (the firms in \mathcal{I}_C). Suppose that, as in Lee and Wilde (1980), investment in R&D entails the payment of a fixed cost K_i at $t = 0$ and a flow cost, and that the subsidy decreases the recipient's marginal cost of R&D. The R&D subsidy causes the recipients' cbr functions to shift up. Since actions are strategic complements in Lee and Wilde (1980), this causes the rate of innovation in the short run, A , to increase. Proposition 1 implies that the long-run rate of innovation is unchanged with the subsidy. Lemma 4 implies that the individual efforts of the firms in \mathcal{I}_C increase while Proposition 2 states that those of the firms in \mathcal{I}_U and \mathcal{E}_A do not change, so the number of participants in the R&D race decreases. Finally, Propositions 3 and 13 imply that the expected profits of the subsidized firms in \mathcal{I}_C go up, and the expected profits of the firms in \mathcal{I}_U remain unchanged.

These results imply that although the government can increase the rate of innovation in the short run by adopting a selective R&D subsidy policy, it cannot affect the rate of innovation in the long run.

12 The Logit model with differentiated quality-costs

The analysis in Section 8 readily adapts to the case of firms with different quality-costs and the same entry cost, K . Anderson and de Palma (2001) consider this model, showing that higher quality-cost firms have higher mark-ups and sell more, while entry is excessive. We extend their results by determining the comparative static properties of the equilibrium.

Suppose that $\pi_i = (p_i - c_i) \frac{\exp(s_i - p_i)/\mu}{\sum_{j=0, \dots, n} \exp(s_j - p_j)/\mu}$, where the s_j represent vertical "quality" parameters and $\mu > 0$ represents the degree of preference heterogeneity across products. The "outside" option has price 0 and "quality" s_0 . Since we can think of firms as choosing the values $a_j = \exp(s_j - p_j)/\mu$, we can write $\pi_i = (s_i - \mu \ln a_i - c_i) \frac{a_i}{A}$.

Suppose firms are labeled by decreasing quality-cost so that $s_1 - c_1 \geq s_2 - c_2 \geq \dots \geq s_n - c_n$. Let \mathcal{S} be the set of active firms, i.e., the first n firms. The marginal firm, firm n , makes zero in a free-entry equilibrium.

Now suppose that an insider firm $j < n$ is more aggressive (it has a lower marginal cost, for example). Then the aggregator must rise (the argument follows the lines of the proof of Proposition 15). Fewer firms are active at the equilibrium where j is more aggressive, and each one except j has a higher action, meaning a lower mark-up. Intuitively, if j is more aggressive, conditions become more competitive and marginal firms are forced out. Consumers are better off because the aggregator has risen.